



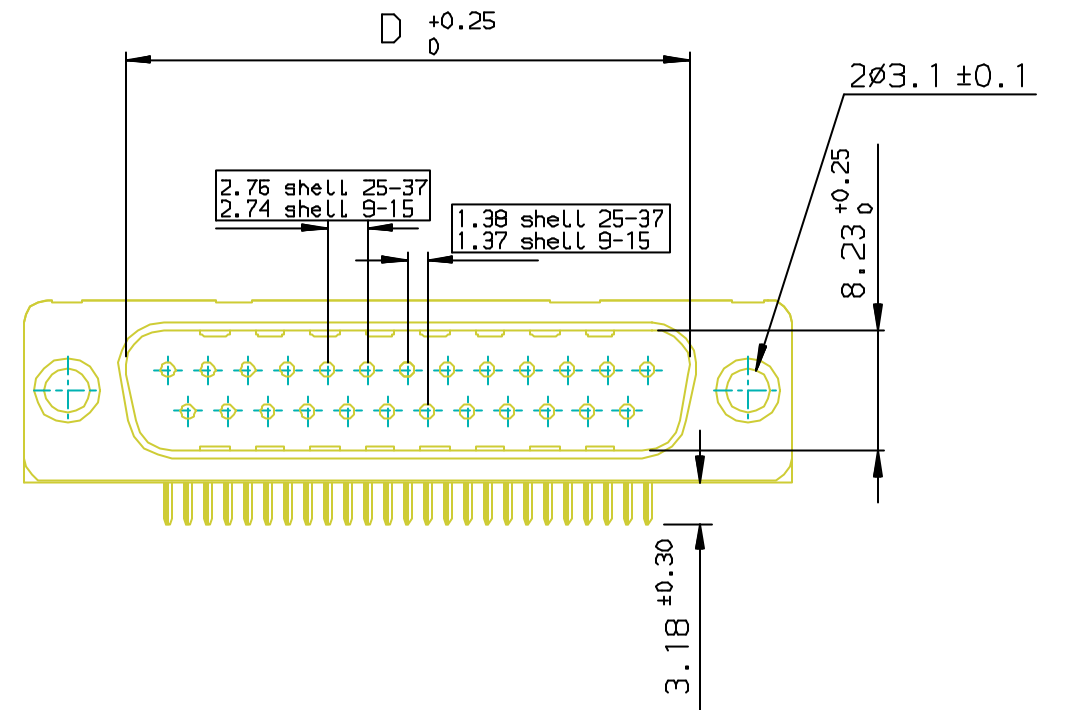
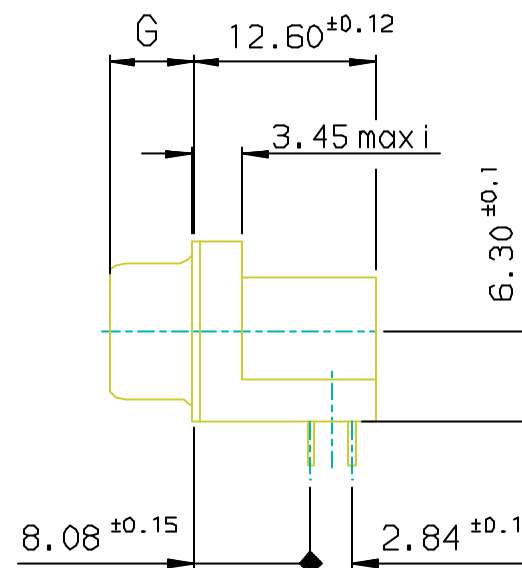
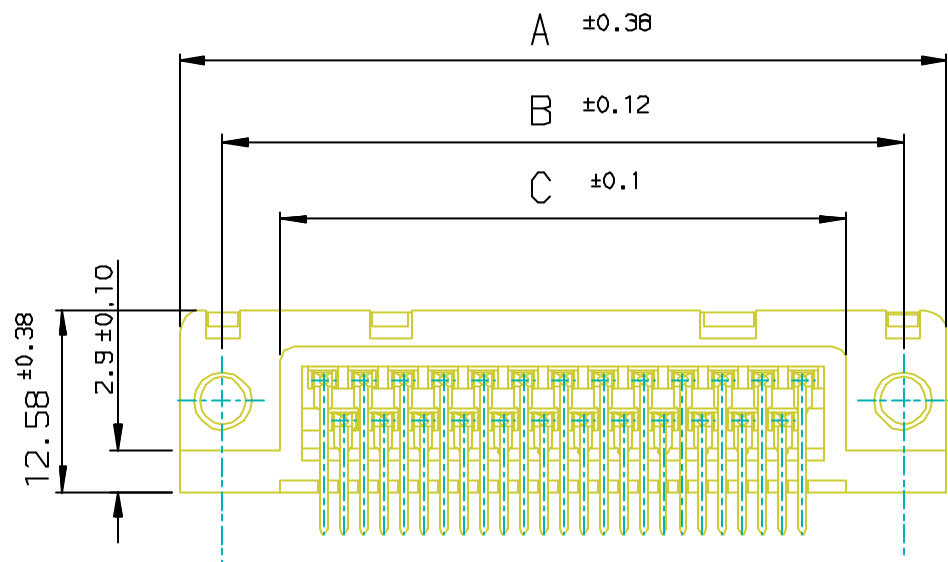
Copyright FCI.

A

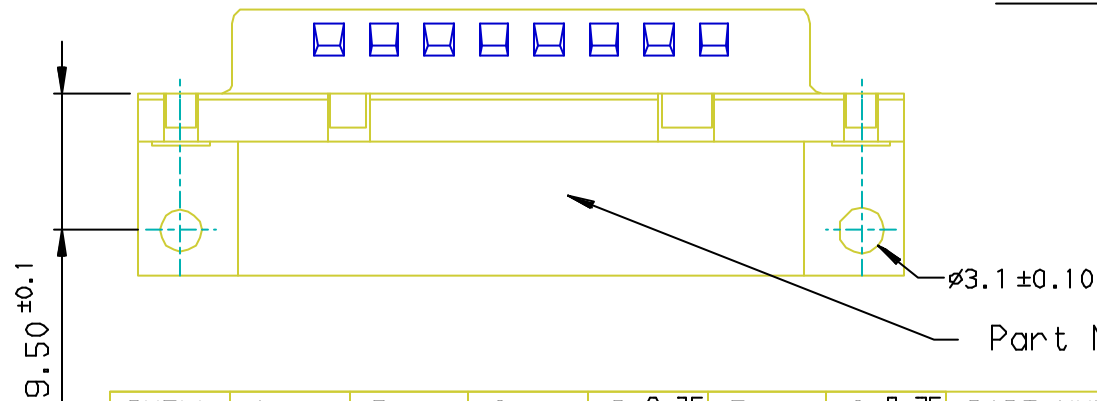
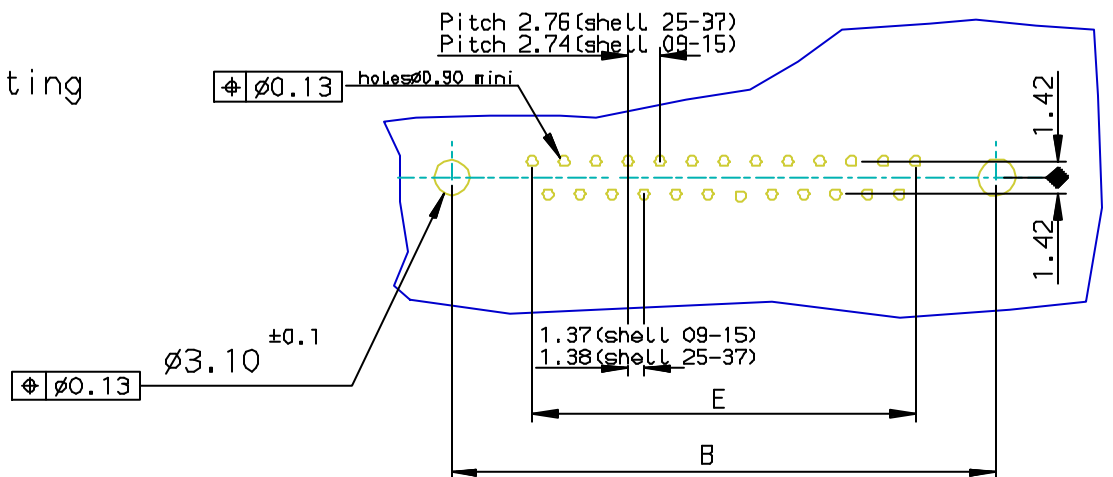
B

C

D



PC card drilling dimensions(after plating)
(thickness 1.60±0.20mm)



Part Number & Date Code Printing

SHELL	A±0.38	B±0.12	C±0.10	D±0.25	E±0.07	G±0.25	PART NUMBER	PART NUMBER
09	30.81	24.99	16.96	16.79	10.96	5.90	D09P33E4PA00**	D09P33E6PA00**
15	39.14	33.32	25.18	25.12	19.18	5.90	D15P33E4PA00**	D15P33E6PA00**
25	53.03	47.04	39.12	38.84	33.12	5.70	D25P33E4PA00**	D25P33E6PA00**
37	69.32	63.50	55.68	55.30	49.68	5.70	D37P33E4PA00**	D37P33E6PA00**
							Gold flash	0,76 µ gold

LF FOR LEAD FREE

REQUIREMENTS

Technical characteristics:
 Shell: steel tin/Zinc Cr3 plated
 Housings: self-extinguishing thermoplastic, UL class 94V0
 Contacts size 20, brass, gold on mating end, bright tin on termination end over nickel on entire contact
 gauge retention force: 0.20N mini
 Cycles: :500 for protection 6
 :200 for protection 4

Accessories:

Electrical characteristics:

max. current rating: 5A
 Test voltage: 1000V
 Rated voltage: 300V
 Contact resistance: <25mΩ
 Shell resistance: <5mΩ
 Insulation resistance: >5000MΩ

Climatic characteristics:

Operating temperature range: -55°C +125°C

Dimensions:

in accordance with MIL-C-24308C

FOR ROHS DETAILS REFER DWG.ND:C01-8646-0000

European Views

rev	ecn no	dr	date
D	105-0124	JS	2005/07/27
E	106-0074	SK	2006/06/08
-	-	-	-
-	-	-	-
-	-	-	-
-	-	-	-

www.fciconnect.com		surface ISO 1302 ✓	tolerance std ISO 406 ISO 1101	projection mm
TOLERANCES UNLESS OTHERWISE SPECIFIED				
Dr	JOHN SLEEBA	1996/10/17	ANGULAR	0.X ±0.1
Eng	GEORGE VJ	1996/10/17	LINEAR	0.XX ±0.1
Chr	GEORGE VJ	2005/07/27	0.XX* ±1*	0.XXX ±0.1
Appr	KVSD	2005/07/27	Product family	D-SUB
FCI		title MALE CONNECTOR DELTA D right angle without accessories		size A3
catalog no		DELTA-D		Scale 1:1
dwg no		C01-8646-0511		ECN -
Rev.		E		Spec ref -
CUSTOMER		sheet 1 of 1		

REV F - 2006-04-17